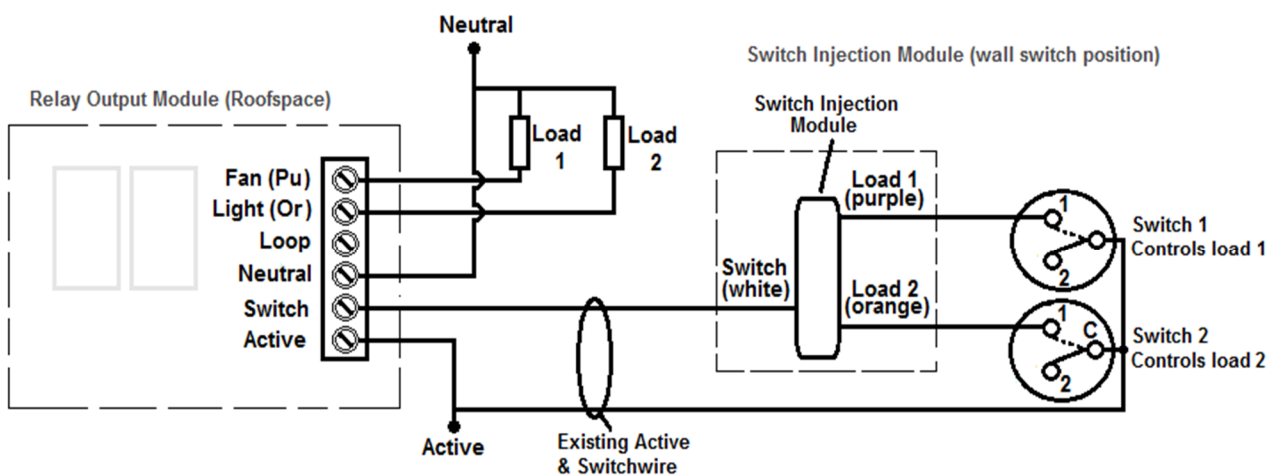


## Switch Multiplier

The Switch Multiplier (Catalogue No SM-02) provides a solution to the problem when a second switch is required in a room but there is no ability to add an additional switchwire. Typical applications are bathrooms where a separately switched exhaust fan is required or an outside light that requires manual control and control from a motion sensor. The Switch Multiplier provides a solution by enabling the ability to switch two independent devices over a single switchwire.

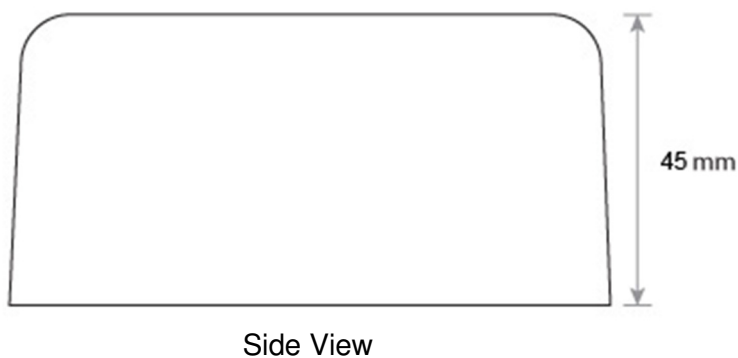
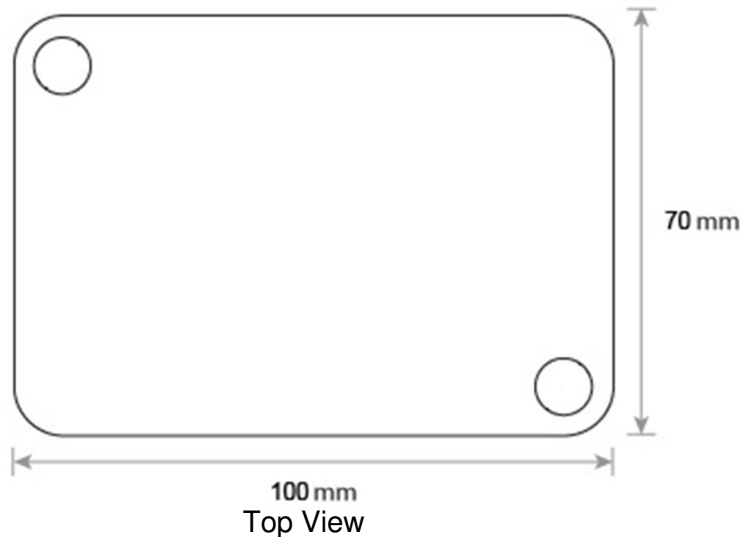
The Switch Multiplier comprises of two parts. The Switch Injection Module (located behind the wall switchplate) and the Relay Output Module (located in the ceiling space). **An unswitched active and neutral must be present at the Relay Output Module.** All connections must be on the same circuit and phase. The switch multiplier **can not** be used in conjunction with any type of dimmer or motor speed regulator.



Specifications	
Product Description	Switch Multiplier
Catalogue No	SM-02
Recommended Max. Load	2 Amps
Incandescent/Halogen	500 Watts
LED	120W
Motor Load	M2
CFL	1AX
Minimum Load	0W (No Minimum)
Operating Temperature	0-60°C
Operating Humidity	10-90% Non-Condensing
Connections	Screw terminals with clamping plates
Wire max (per terminal)	3 x 1.5mm <sup>2</sup> 2 x 2.5mm <sup>2</sup>
Includes	Relay Output Module Switch Injection Module 2 x cable ties for strain relief Installation Instructions

## Dimensions

### Relay Output Module



## Compliance

The Switch Multiplier has been tested to and complies with safety requirements for Australia and New Zealand AS/NZS3100 - Approval and test specification - General requirements for electrical equipment along with additional testing and compliance for motor rating to AS/NZS 3133:2013+A1-A2 clause 13.13).

To ensure compliance with AS/NZS3100 and AS3000 Wiring Rules, only use the cable entry cut-out adjacent to the terminal block on the side of the enclosure.

## Warnings

Both switched loads must be on the same circuit and phase. A permanent switched active and neutral must be present at the relay switching module (usually located in the roofspace)

Must be installed by a suitably licenced and qualified person.

The Switch Multiplier is not an isolation device and cannot be used in place of an isolation device. Where a manufacturer requires an isolation device to be fitted to the circuit, it is essential that the installing electrical worker ensures the appropriate isolation device is installed in addition to this product.